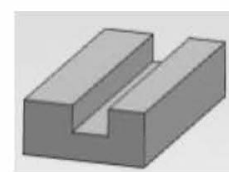
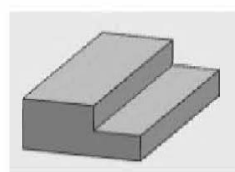
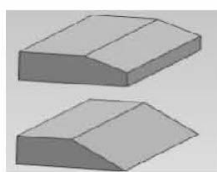
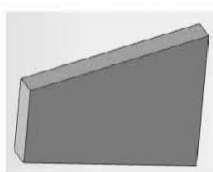


# ***Easycutter II* Operation Manual**



- ▶ Please read these instructions carefully before operation
- ▶ Take special care on safety guidelines in these instructions, to avoid injury to yourself and other people or objects
- ▶ Please follow the guidelines in these instructions to avoid damage to the device

**Warning:** - use outdoors or in well ventilated areas  
- do not touch the hot wire when working

## ► Consider work area environment

### - Do not expose tools to rain.

- do not use the device in damp or wet conditions
- keep work area well-lighted
- do not use the device near flammable liquids or gases

### - Keep other people away

- do not let anyone, other than those involved in the work, touch the device or the extension cord and keep them away from the work area

### - Store unused tools

- when not in use, the device should be stored in a dry place, out of the reach of children

### - Do not abuse the mains-cord

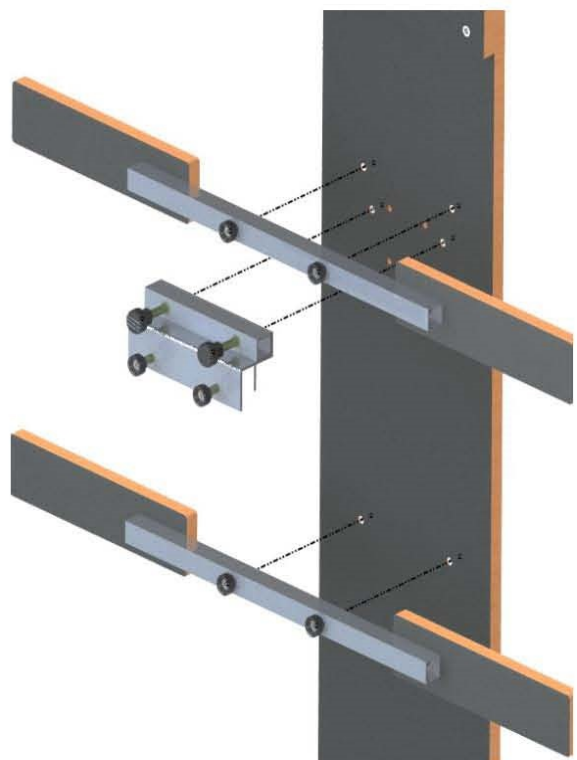

- never pull the mains-cord to disconnect it from the socket
- always keep the mains-cord away from heat, oil and sharp edges

### - Disconnect device

- when not in use, before servicing or replacing the hot wire, always disconnect the device from the main power supply

## ► Warning

- only use original spare hot wire to avoid damage to the device and also to the transformer





**Technical data:**

max. cutting length	1,300mm
max. cutting height	310mm
net weight	approx. 11.8kg
transformer	37V / 200 Watt 110V or 230V - 50/60 HZ / IP 68

Hilltop Products, Kirkstead Way, Golborne, Warrington, WA3 3PY

Website: [www.hilltop-products.co.uk](http://www.hilltop-products.co.uk) - Email: [sales@hilltop-products.co.uk](mailto:sales@hilltop-products.co.uk)  
Tel: 01942 723101 - Fax: 01942 273817